

# Hayuchi

SUMMER 2026

EXPLORING OUR NATION

Red Bull  
CLIFF DIVING

Dive in with  
Kaylea Arnett!  
Page 22



# Glide QUEST

Help Charlotte the cheetah, Corey the crocodile, Gerry the giraffe and Fiona the frog explore OKANA waterpark.

**OKANA**


## FUN FACT

OKANA, THE CHICKASAW NATION'S FIRST WATERPARK, HAS A MASSIVE LAGOON HOLDING ROUGHLY 1.3 MILLION GALLONS OF WATER.



**A**

**THE LAGOON**




**B**

**SPLASH FALLS**



**C**

**SUMMIT SPLASH**



**D**

**HIGH TIDE**



# Welcome to Hayochi!




**Chokma!**  
(Hello)

Summer is a great time to go outside, investigate nature and experience new and exciting things. Learning can be a great adventure if you are curious and have a spirit to explore! We hope Hayochi continues to inspire you to discover more about yourself, the Chickasaw Nation and the world around you. Stay curious and keep exploring!


*Bill Anoatubby*

**Bill Anoatubby, Governor**  
**The Chickasaw Nation**

Did you know...



**Governor Anoatubby is the youngest of six children? He has two older sisters and three older brothers.**



Find out more about  
Governor Anoatubby here!



# River Life

## Chickasaws on the water

**R**ivers, creeks and streams are fun places to play and explore. Long ago, they were very important to the Chickasaw people.

When Chickasaws lived in the Homeland - areas that are now parts of Kentucky, Tennessee,

Mississippi and Alabama - the rivers were like roads for them but made of water. They used big rivers, like the Tennessee, Tombigbee and Mississippi rivers, to travel by boat and trade with other people.

### Dugout Canoes

To travel up and down the rivers, Chickasaws used boats called dugout canoes. These canoes were made from one large tree trunk, often from tulip poplar and cypress trees. They used fire to burn the inside of the log. Then they scraped it out with sharp shells, stones or animal bones until it looked like a boat.



#### Did You Know?

Some dugout canoes were so large they could hold up to 100 people!

The land and water gave them what they needed. Plants and trees near the rivers helped them make food, tools, weapons and even the boats they used to travel.

Chickasaws built large villages near the rivers. They took good care of the waterways and were known for being very smart about how to use and protect them.



### Did You Know?

River cane grows in groups called stands or canebrakes.

## River Cane

One very useful plant near the rivers is called river cane. Chickasaws used it to make many things, like tools, weapons and food.

River cane can grow up to 20 feet tall. It is strong and grows very fast, so there was plenty to use. River cane was important long ago and is still important to Chickasaws today.





## Chickasaw Bluffs

The Chickasaw Bluffs are four tall cliffs overlooking the Mississippi River in Tennessee.

Chickasaws used the high land to watch people traveling on the river. This gave them an advantage to see who was coming from far away. This helped with trading as well as protecting their people.



### Did You Know?

Chickasaws became so well known for using these locations, they were named the Chickasaw Bluffs.



**Trade**  
(Ittatoba)

# The Many Uses of River Cane

River cane stems were woven together and placed inside clay walls to make homes stronger.




Long, hollow stems were used as blowguns.

Groups of river cane helped clean water, making it safer to drink and for cooking.



Stems were made into flutes and whistles.

Thin strips were woven into baskets to store and carry things.




Scan to learn more about the traditions of river cane harvesting, splitting and peeling!

# OKA' EXPLORER



Chickasaws used canoes for centuries to navigate waterways for exploration, food and trade. These boats were made by digging out the middle of single solid tree trunks.


Craft your own boats below!



**1** Fold a piece of letter-sized paper in half.




**2** Unfold paper and fold ends into where your crease is.



**3** Turn the paper over and fold the corners to meet in the center.




**4** After your corners are folded in, fold the paper in half (the folded corners should be facing each other).



**5** Open up the paper from the wide side.




**6** Fold corners into the middle and fold the small corners at the dotted line.



**7** Open up your boat and fold inward toward the middle.

Get creative and decorate your canoe!



# Chickasaw Annual Meeting

Imagine a super exciting day that happens just once a year, like a big, happy family reunion coming to life! It's called the **Chickasaw Annual Meeting**.



## SUPER FUN FACTS:

People come from all over the country just to hear the Governor's speech!

Governor Bill Anoatubby gives this speech because he is the leader of the Chickasaw Nation.



Every year, on the first Saturday in October, the leader of the Chickasaw Nation, called the Governor, stands up and gives a big speech. This is called the State of the Nation Address. The Governor shares stories about all the awesome things that happened over the past year and exciting plans for what's coming next!




The very first Chickasaw Annual Meeting was way back in 1960 - that's 66 years ago!

Everyone meets in Tishomingo, Oklahoma, because that's the capital city of the Chickasaw Nation.

Some people listen to the speech in their car on KCNP radio.


People all over the world can watch the State of the Nation online at [AnnualMeeting.Chickasaw.net](http://AnnualMeeting.Chickasaw.net) - it's like having a movie of the big event!

Scan to learn more!



TISHOMINGO,  
OKLAHOMA





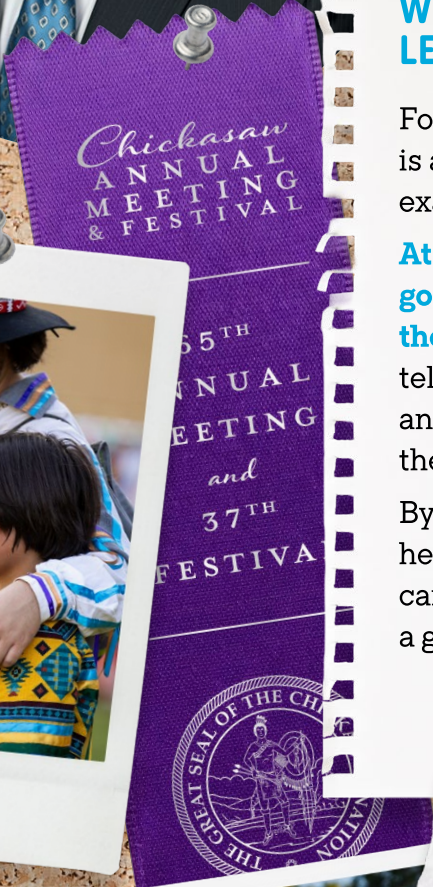
# Q & A with Governor Anoatubby

## WHAT CAN I DO TO BE A BETTER LEADER IN MY CLASS?

For the Chickasaw people, leadership is about helping others, setting a good example and doing what is right.

**At school, home, or with friends, good leaders encourage and inspire those around them.** We do this by telling the truth, making good choices and cheering on our friends to do the same.

By being a good example and helping others do their best, you can show what it really means to be a great leader.



## DO YOU HAVE A FAVORITE CHICKASAW TRADITION?



My favorite tradition is the Chickasaw Annual Meeting! Every year since 1960 (that's a really long time!), Chickasaws get together to celebrate our tribe's culture.

**We talk about our history, all the great things we have done, and share ideas about our bright future.** It's like a big, family party where we see old friends, make new ones and remember all the Chickasaws who lived before us. It makes my heart feel proud and happy!



# NASHOBA and PAKALI'

with  
OFI'TOHBI'





# WHERE ARE THE CHICKASAW KIDS?

The Chickasaw Kids have wandered away from the parade. Can you help us find them?

Nashoba



Pakali'



Ofi'

**BONUS HUNT!**



10 "CN" Bags



Hunter





# Peaceful Valley of RIPPLING WATERS

**LONG AGO, THERE WAS A SPECIAL PLACE WHERE COOL WATER BUBBLED UP FROM THE GROUND.**

It formed shallow pools, rivers, streams and waterfalls. It was a place where First Americans came for healing and peace. Never claimed by one tribe or another, it was a place to be shared with everyone.

In the 1830s, after the Chickasaws were removed from their historic Homeland, they came to their new home in Indian Territory and found this natural oasis they called the “peaceful valley of rippling waters.” The leaders understood this was a special place and continued to share the precious springs with others.

As time passed, many new settlers arrived to the area. Although most appreciated it, some wanted the water all to themselves so they could keep it or profit from selling it. When Chickasaw and community leaders saw this happening, they did something amazing to save the peaceful valley. In 1902, they made an agreement with the United States government to protect it.



This agreement established the Sulphur Springs Reservation, now known as the Chickasaw National Recreation Area. It became one of the United States' first national parks and remains a peaceful oasis where all can share in its healing waters.



### Did You Know?

Visitors would cover themselves with mud from the springs and lie in the sun to let it dry. Locals called them "mud puppies."




## Water

(Oka')



# SUNNY DAYS CROSSWORD PUZZLE



## DOWN

1. A gentle, light wind
2. Little glowing insects you see at night
4. Glasses that protect your eyes from the sun
6. Time when you travel or take a break from school to relax and have fun
8. A place filled with water where you can swim
10. Staying overnight in a tent outside

## ACROSS

3. A toy that flies through the air on a string
5. Used to dry off after you get wet
7. A big, red, juicy, summer fruit
9. A cold, sweet frozen treat you eat in the summer
11. An animal that sings and can fly
12. Water sprays that you run through for fun
13. Moving through the water using your arms and legs
14. An insect with colorful wings that flutters through the air
15. Eating a meal outside on a blanket



Welding is using extreme heat to melt two pieces of metal together. When it cools, it creates a bond stronger than super glue!

“If you put your mind to it, and you’re determined, then you will succeed.”

## AWARD-WINNING WELDER

# COOPER PRINCE

As a young boy, Cooper often watched his grandpa weld, fixing things around the farm. This sparked an interest in Cooper that led him to become an award-winning welder at age 11.

As soon as he was old enough, Cooper began learning how to weld. It took patience and a lot of practice, but he continued to get better the more he worked at it.

One day, his grandpa needed a heater in his barn. Cooper got to work! He spent more than 120 hours using the bucket from an old tractor to create a wood stove.

The heater worked so well, Cooper entered it in his local county fair welding competition and won grand champion! He then competed with other winners his age from across his state winning first place at the Oklahoma State Fair and earning a blue ribbon at the Oklahoma Youth Expo, the world’s largest junior livestock show.

COOPER'S WELDING HELMET



**FUN FACTS!** Cooper is president of the Marietta (Oklahoma) 4-H and Cooking Club!

Cooper is a petty officer third class in the Naval Sea Cadets.

# Dial it UP!

Did you know that we can tell time simply by tracking the sun? Sundials were how humans told time before we created modern clocks! In fact, the “hands” of clocks today mimic the shadow movement on the sundial. On a sunny day, gather the list of materials and follow along to make your own sundial!

## Materials:

 Paper plate or cardboard

 Pencil or straw

 Clay, tape or fun dough


 Crayon, pen or marker

 Scissors

 Compass or smart device to find north

# 1.

Flip your plate upside down. Write numbers 1-12 around the “face” of your sundial. Copy closely how the numbers fit around a normal clock face. Use different colors and styles to make it your own!



# 2.

Ask an adult to create a small hole in the center of the plate with scissors. Place the straw or pencil through the center of the plate and secure tightly with tape, clay or dough. The straw or pencil should be sitting straight up and down.

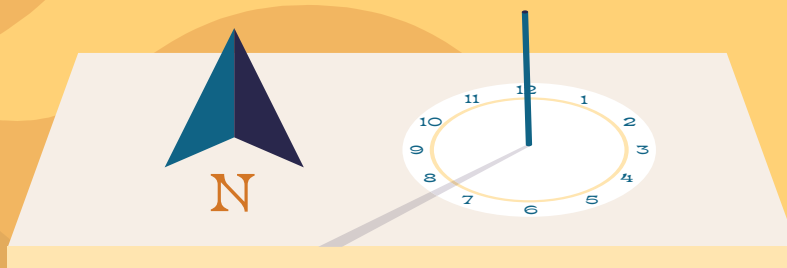
The part of the sundial that casts a shadow is called the **GNOMON** (no-men).

3.

Head outside and find the perfect place for your sundial. For best results, choose a clear space with a flat surface and little wind.

4.

Once settled, use a compass or ask an adult to help you find north. Position the 12 on your plate facing north. Watch where the shadow falls and check that it is falling within the current hour. Adjust if needed!



## Time to THINK!


- Is the shadow falling correctly?
- How is the sundial different from ways you keep time in your home?
- Is there anything missing from the sundial that would help it keep time better?

Share your SUNDIAL!



Scan QR code or visit  
[CHICKASAWKIDS.COM/HAYOCHI](https://chickasawkids.com/hayochi)  
 for more information on kid-friendly activities  
 and to upload your pics.

# *Duck Sings* **TO HER CHILDREN**



**STORY BY GLENDA GALVAN**  
**ILLUSTRATIONS BY JEANNIE BARBOUR**


Out near the river lived a duck with her little ducklings. Early one morning, she told her children to go to the river for their bath. She said, “I will sit on the bank and sing for you. When the song ends, jump in all together!” As she sang the last word to her song, the little ducklings jumped in the water and went under the water. They came up far away from the bank of the river and swam around until they reached their mother. She sang her song for them again and again. Each time, the little ducklings ducked in and swam around and around.




Coyote heard Mother Duck singing. He said, “How pretty you sing to your children. Maybe I should go for my children so you might sing your song to them. Please tell me how your little ones stay on top of the water.”

Mother Duck said, “It is because they have great power from Aba' Binni'li' to stay on top of the water, and if your children have this same power, they can stay on top of the water, too.”

Coyote went off to get her children. She brought them all to the riverbank and asked Mother Duck, “How shall I sing the song? Do I call their names as I sing?” “Oh yes, your children must hear their names before they get into the water,” said Mother Duck. But the little coyotes were afraid of the water and wouldn't go near the river. They all gathered together on the bank. So, Mother Duck started to sing for the little coyotes. “When I get to the end of my song, jump into the water.” She got to the end of the song; all the little coyotes ran off for home as fast as they could. Coyote still tries to sing for her children, but she still can't get them near the water. To this day, the little coyotes run for home when Coyote starts singing her song.



Find this story and more in **Chikasha Stories Volumes One, Two and Three** at **ChickasawPress.com**



# Seek and Find



Anchor



Paper Airplane



Cowboy Hat

Message In a Bottle



Hatchet



Key



Cupcake

Diamond



Paintbrush



Alarm Clock



Baseball Bat





A photograph of a cliff diving competition. A diver is captured mid-air, falling from a high platform. The platform is a complex metal structure with 'Red Bull' and 'MIDO' logos. The cliff is made of layered rock. In the background, the ocean is visible with several white boats. In the foreground, a crowd of spectators is watching from a rocky shore. A large white exclamation point is superimposed over the scene.

**Have a Dream?**

# DIVE IN!

**Kaylea Arnett is living her dream. The Chickasaw citizen is a professional diver in the Red Bull Cliff Diving World Series, an extreme sports competition.**

## Kaylea has prepared her whole life for this job.

It started at a birthday party at the Oklahoma City Community College pool. A diving coach saw her jumping off the board without fear.

“The coach noticed me and said, ‘You need to be a diver,’ and the rest was history,” Kaylea said.

She started diving when she was 8. Now 33, she has been diving for most of her life.

At 10 years old, she was the youngest diver to make the United States team. When she was a teenager, she was good enough to



compete for a spot on the Olympic team. Her years of hard work led to many awards, medals and championships.

Kaylea said her awards — and her cool job — came because she never quit, even when things were hard. Like a Chickasaw warrior, she kept at it.

Kaylea earned a diving scholarship to Virginia Tech. While she was there, she was named the best female diver in her conference twice and the most valuable diver three times.

**“Not giving up is key, especially when things feel difficult or hard, or you feel like you have hit a wall that you can’t overcome,” she said. “You must push through. The only way out is through, and you will find that joy again.”**



After college, Kaylea got to work doing cool jumps and flips in big, water-themed shows in Macao, China and Las Vegas, Nevada.

A few years ago, she moved to Mexico where she discovered a cenote — a natural pit filled with water — with a 14-meter (almost 46 feet high!) platform built over it.

“I started training at the cenote in Mexico. I was stepping around snakes and spiders, and there were parrots flying around. It was kind of like being a Disney princess of diving. It was super cool,” she said.

One of the dives she has become really good at is called the reverse triple pike. Kaylea is the only woman in the world known to perform this difficult dive! This is what led to her job as a cliff diver.

Whatever your goal may be, the most important thing, Kaylea said,


is to love what you do. Her love of diving shines when she is on the platform, dancing and entertaining the crowd.

**“It’s most important that you enjoy what you are doing and put your best effort out there. Be proud of yourself first before you worry about what anybody else thinks.”**

During the offseason, Kaylea coaches a youth dive team in her hometown of Las Vegas. She often reminds them to keep practicing and not to give up on their dreams.

“It’s worth it to push through for these big dreams and big goals and not give up on everything too easily. You will find glory. You will find success, and you will find happiness.”





*\*Photos provided by Red Bull.*

# Double Take



Swim  
(Yopi)



See if you can spot the differences between the two pictures.



# Landri

## VON GONTEN

“  
I fell in love  
with wrestling  
- Landri

### A CHAMPION to cheer for!

Have you ever tried a new game or sport and thought, "Wow, this is super fun!"? That's exactly what happened to Landri Von Gonten. She's a 16-year-old girl from Texas who loves wrestling!



love  
wrestling.

At first, Landri didn't wrestle. She played football instead.

"I was the only girl on the team, but they treated me like everybody else," Landri said.

After football, she tried jujitsu. That's a cool fighting sport where you go one-on-one with someone. She really liked that! It made her want to join her school's wrestling team. And guess what? Wrestling became her favorite sport!

"You compete one-on-one, but still have a team," she added. "We're all one big friend group!"

For Landri, sports are all about having a great time.

"Sports should make you smile and laugh with your teammates," she said. "Enjoy every moment and love the game!"

Last summer, Landri had an awesome win. She got first place in a huge tournament—the best one in the whole country!

Then, she wrestled against the number-one girl in her weight group ... and she won! It showed her that if you work really hard, you can be the best.

But Landri knows that winning isn't the only thing. Even tough days are important. She says you should learn from when you lose.

After high school, Landri dreams of wrestling in college and even in the Olympics. That's the biggest sports show in the world! She hopes her story helps other Chickasaw kids chase their big dreams too.



LANDRI WINS GOLD AT THE PAN AM WRESTLING CHAMPIONSHIP IN PANAMA CITY, PANAMA



LANDRI RECEIVING FIRST PLACE AT THE USMC JUNIOR NATIONAL WRESTLING CHAMPIONSHIPS

“  
Don't get discouraged by failure. Use it to improve and become better.”

# SUMMER BEACH PICNIC

## Hawaiian Mini Pizzas

### INGREDIENTS

- 4 English muffins, split
- 1 c Pizza sauce
- 1½ c Mozzarella cheese, shredded
- 1 can Pineapple tidbits, (8 oz)
- ¼ c Canadian bacon, sliced, cut into quarters, (2 oz)
- ½ c Bell pepper, green, chopped

### INSTRUCTIONS

1. **PREHEAT** oven to 400 F.
2. Evenly **SPOON** sauce over each muffin.
3. **TOP** with Canadian bacon, pineapple tidbits, cheese and 1 T bell pepper.
4. **PLACE** mini pizzas on baking sheet.
5. **BAKE** for 12-15 minutes or until cheese is melted. Allow to **COOL** for a few minutes before serving.



# Pudding Beach Delights

## INGREDIENTS

- ½ c Vanilla pudding, sugar free, fat free, prepared with 1% milk
- ¼ Graham cracker (rectangle)
- 2 Bear-shaped graham crackers
- 2 Blueberries
- ½ Kiwi slice
- 1 Toothpick
- Clear cup, (9 oz)
- Zip-close bag, (snack sized)

## INSTRUCTIONS

1. **PLACE** graham cracker in the plastic bag and **CRUSH** until it is a powder.
2. **PLACE** the pudding in the clear cup.
3. **POUR** the graham cracker crumbs on top (sand).
4. **PLACE** the bear-shaped crackers in the sand standing up and **PLACE** the blueberries around them (beach balls).
5. **PUT** the toothpick into the center of the kiwi slices lengthwise.
6. **PLACE** the toothpick with the kiwi in the pudding against the side of the cup (palm tree).



*Send us your photos!*

Scan QR code or visit [CHICKASAWKIDS.COM/HAYOCHI](https://chickasawkids.com/hayochi) for more information on kid-friendly recipes, healthy eating habits, cooking techniques and to upload your pics.

# STREAM DETECTIVES!



## LEARNING ABOUT WATER IN THE CHICKASAW NATION

Environmental scientists are stream detectives! They look for clues in rivers, lakes and streams to learn if the water is healthy or polluted.

### CLUE #1: HOW MANY SPECIES LIVE THERE?

Environmental scientists look for insects, fish and plants living in the water. When there are a lot of different species living together, the water is probably a healthy habitat!

**HABITAT:  
A PLANT OR  
ANIMAL'S  
HOME.**

### CLUE #2: IS THE WATER CLEAR OR MURKY?

Clear water means more light can reach underwater plants. Healthy plants add oxygen to the water and provide food and homes for wildlife.

## JUNIOR STREAM DETECTIVE CHECKLIST

The next time you visit a pond,  
lake or creek, look for clues!



### CLUE #3: WHAT IS THE WATER LIKE?

Scientists collect small samples of water to test. They check if it is warm or cool. They measure if it has enough oxygen for fish and insects to breathe. Special tools in the lab help them learn many things about the water they cannot see.



#### Did You Know?

When the water is healthy, wildlife has a safe home. People can swim, boat and play in the water too!

DO YOU SEE FISH, BUGS, FROGS  
OR OTHER ANIMALS?  
WHAT KIND?

IS THE WATER CLEAR ENOUGH TO SEE  
ROCKS OR PLANTS?

DOES THE WATER SMELL FRESH  
AND CLEAN?

DO YOU HEAR SPLASHING, BUZZING  
OR CHIRPING?

IS THE AREA CLEAN, WITHOUT  
TRASH OR LITTER?

WHAT DO THESE CLUES TELL YOU?



The sun wakes up the sky  
So bright.  
Glowing warm  
With golden light.

*The moon comes out  
When the day is through,  
Soft and calm  
In silver blue.*

Braelon, 10 - Ada, Oklahoma

# SOMETHIN' FISHY

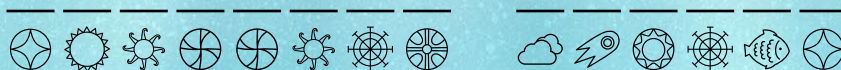
For this game, use the symbols found in the key to learn more!

<b>A</b>	<b>B</b>	<b>C</b>	<b>D</b>	<b>E</b>	<b>F</b>	<b>G</b>	<b>H</b>	<b>I</b>	<b>J</b>	<b>K</b>	<b>L</b>	<b>M</b>	<b>N</b>
<b>O</b>	<b>P</b>	<b>Q</b>	<b>R</b>	<b>S</b>	<b>T</b>	<b>U</b>	<b>V</b>	<b>W</b>	<b>X</b>	<b>Y</b>	<b>Z</b>		

What game do fish love to play?



What do you get when you cross a fish and an elephant?



Where can you find a fish in orbit?



What is a fish's favorite holiday?



Water slides  
because they  
cool you down!  
Sutton • Age 9

# We want to hear from you!



50%

Would you rather ride a roller coaster or a water slide?

50%

AHHHHH!

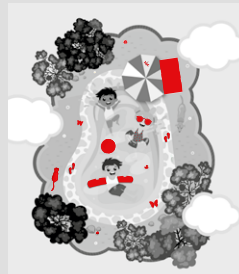


## Answers

**Inside Cover**  
Slide Quest



**Page 26**  
Double Take



**Page 10** Where are the Chickasaw Kids?



**Page 14**  
Sunny Days Crossword



**Page 28**  
Somethin' Fishy



**Page 20** Seek and Find



**Back Cover**  
Find the Bubbles



EMAIL us at  
[Hayochi@Chickasaw.net](mailto:Hayochi@Chickasaw.net)

Or UPLOAD your  
artwork or photos at  
[ChickasawKids.com/Hayochi](http://ChickasawKids.com/Hayochi)



## Hayochi Children's Publication

Summer 2026 • Issue No. 3

Published by the Chickasaw Nation  
Bill Anoatubby, Governor

**Editor-in-Chief:** Robyn Elliott

**Executive Editors:** Sheilla Brashier,  
Justin Lofton, Joy Moon, Jonathan  
Moffat, Karissa Pickett, Nicole Schultz

**Design Director:** Jennifer Matthews

**Editorial Director:** Kerri McDonald

**Design Editor:** Corey Fetters

**Copy Editors:** Kristen Gill, Cole  
Hackett, Jennifer Jones, Brittney  
Morton, Krystal Russell, Stacy  
Whelchel, Patrick Cravatt

**Designers:** Emily Cherry,  
Dylan Kelley, Delaney Parker,  
Marisol Tracy

**Writers:** Sunnie Baker, Josh  
Caldwell, Ashlee Day, Dana  
Lance, Nikole Molina, Kenley  
Rogers, Troy Stanberry,  
Cody Wright

**Photographers:** Mike McKee,  
Marcy Gray, Savannah Lutrell,  
Michael Scott

**Special Contributors:** Chickasaw  
Nation Division of Nutrition  
Services, Chickasaw Nation  
Department of Culture and  
Humanities, Chickasaw Nation  
Department of Communications  
and Community Development

**Administration:** Esther Davis,  
Justin Isaacs

**Webmaster:** Chickasaw Nation  
Division of Digital, Design and  
Development

**Editorial Office**  
Chickasaw Hayochi  
P.O. Box 1548 • Ada, OK 74821  
[ChickasawKids.com/Hayochi](http://ChickasawKids.com/Hayochi)  
[Hayochi@Chickasaw.net](mailto:Hayochi@Chickasaw.net)

# ORIGINAL

# Art

Do you like to make people laugh? Tell us a joke!

Share your funniest funnies at: [ChickasawKids.com/Hayochi](http://ChickasawKids.com/Hayochi)



What do you call a happy cowboy?

A Jolly Rancher!

GRACE • AGE 8

Why did the chicken cross the playground?

To get to the other SLIDE!

ALYEIA • AGE 7



What do you call a pig with a basketball?

A ball hog!

HAIZLEE • AGE 8



ELIZABETH  
AGE 11



OLIVIA  
AGE 8

Roller coasters are more fun and less wet!

Brecken • Age 8

Water slides because my family rides with me.

Greyson • Age 9

## We asked...

Water slide or roller coaster?

Roller coasters, because they are fast!

James • Age 8



**Can you find all  
12 bubbles?**



**The Chickasaw word  
for fish is nani'.**



© 2026 The Chickasaw Nation  
Bill Anoatubby, Governor

The great "unconquered and unconquerable"  
Chickasaw Nation. Unauthorized reproduction is a  
violation of applicable laws. Printed in the U.S.A.