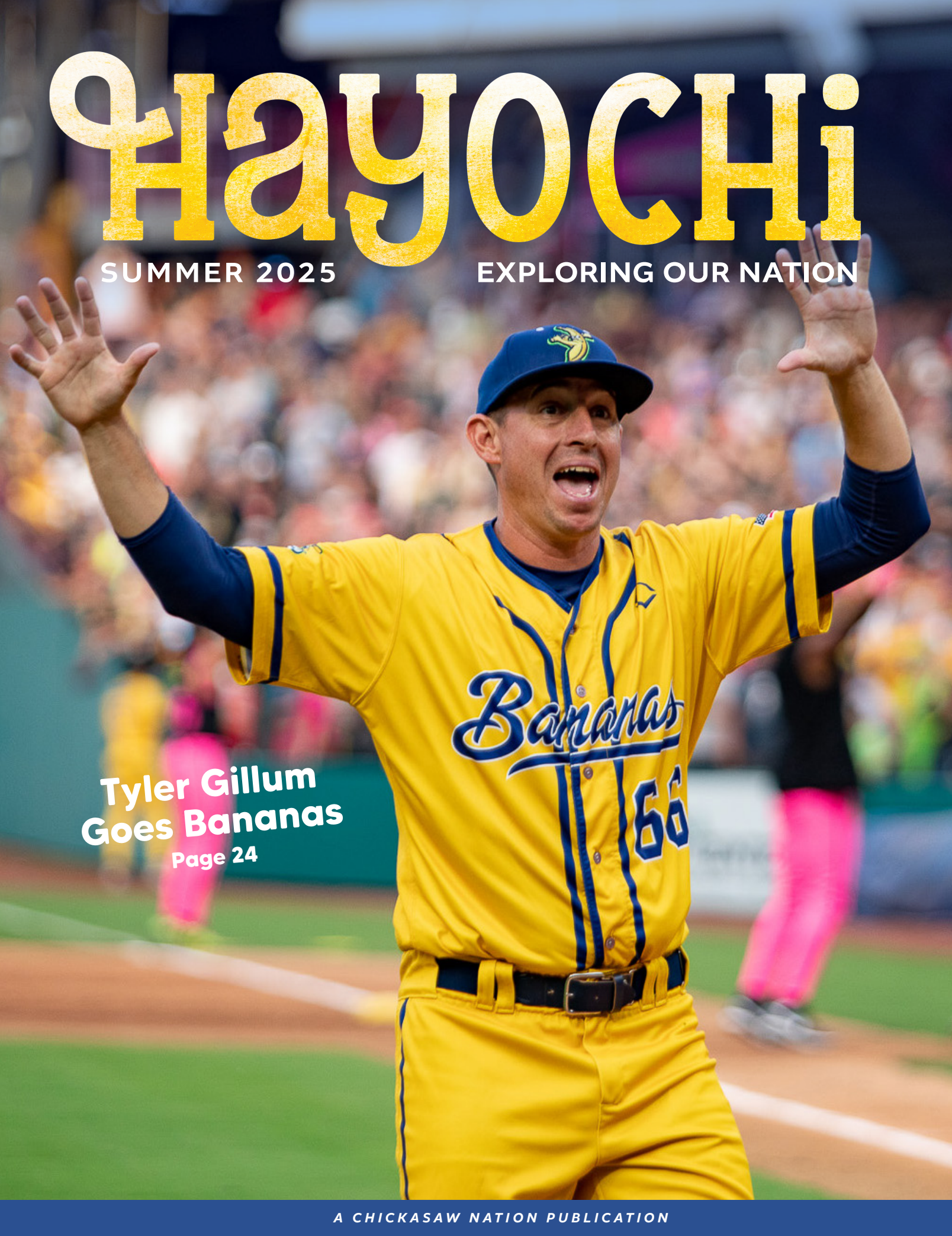


Hayuchi

SUMMER 2025



EXPLORING OUR NATION

A full-page photograph of a baseball player, Tyler Gillum, wearing a bright yellow uniform with "Bananas" and the number "66" in blue script. He is wearing a blue cap with a yellow banana logo and has his arms raised in celebration. The background is a blurred crowd at a stadium.

**Tyler Gillum
Goes Bananas**
Page 24


Rancher ROUNDUP

Can you find
these patterns in
the grid below?



Did You Know?

During cattle drives,
Montford and his crew
would sing to the cattle
to keep them calm.



Welcome to Hayochi!

The word Hayochi (hah-yoh-che) in the Chickasaw language means “discover.” In these pages, you will discover many amazing things about our nation. We have an incredible history, culture, language and people. You will learn about Chickasaw life in the past as well as the present, and get to explore many exciting games, stories and activities.



Chokma!
(Hello)

We hope you enjoy Hayochi and, most of all, we hope you have fun on this adventure!

Bill Anoatubby

Bill Anoatubby, Governor
The Chickasaw Nation

We asked Governor Anoatubby...

**What was your
favorite subject
in school?**



Find out more about
Governor Anoatubby here!

“I always enjoyed math,
which is probably why I
became an accountant
after college.”

1+2=3

Summer Checklist



Watch a Chickasaw film

(Te Ata, Montford: The Chickasaw Rancher or Pearl*)



Craft a paper doll (pg. 11) or mini bow (pg. 16)





Go butterfly spotting

(Learn more about butterflies on pg. 18)



Make Buggy Treats

(pg. 30-31)



Have a fun water day

(Cool off on a hot summer day)



Journey of the Chickasaw People

Many, many years ago, two brothers, Chiksa' and Chahta, were leading their family and friends on a journey to find a new home. They brought with them a pole. Each night they would dig a hole and place the pole in it. Whichever way the pole was leaning the next morning was the direction they would travel. They journeyed for months, until one morning the brothers disagreed about the pole. Chahta believed the pole was standing straight up, so he and many of the followers decided

to stay. Chiksa' believed the pole was leaning, so he and many followers kept traveling.

Chahta's group came to be known as the Choctaw tribe. Chiksa's group became known as the Chickasaw tribe.

The Chickasaw people journeyed until they came to a beautiful place to call home. As the tribe grew, the Chickasaw communities spread out across many amazing places. These

areas are now known as Mississippi, Alabama, Kentucky and Tennessee. We call this the Chickasaw Homeland. For hundreds of years, Chickasaws built homes and towns. They fished, hunted and grew gardens for food. They played games like stickball and chunky. They made clothes, tools, weapons and pottery out of clay, rock, animal bone and hides. They traveled in canoes up and down the rivers, and would trade food and items with other tribes. They grew families and lived happy lives. Until one day, visitors who had sailed from countries across the ocean began to arrive. The visitors saw the beautiful land and wanted to live there too. At first, the Chickasaws welcomed them. The visitors had many new things the Chickasaws

had never seen before, so they were excited to trade with them as well. But some of the visitors were not friendly and tried to take their homes and communities away from them. More and more visitors came and began moving into the Homeland. Eventually, the Chickasaws were forced to leave the Homeland and travel west to a new home. They had to pack their belongings and move their families. Because the Chickasaws were removed from their homes and communities, we call this Removal. Removal was very hard on the Chickasaws. They had to walk very, very far.




 **Family**
(Chokka-chaffa')



Some days it was really hot, and some days it was really cold. The trip was so long that they began to run out of food. Their shoes and clothes began to wear out. All ages had to make the trip – grandmas and grandpas, moms and dads, aunts and uncles, children and even babies.

After a very long journey, they finally arrived to an area called Indian Territory. This area is now called Oklahoma, and is where the Chickasaw Nation is still today.

 The Chickasaw Capitol was built in Tishomingo, Indian Territory in 1898 and still stands today.

 **Did You Know?**
The city of Tishomingo, Oklahoma, is named for a great Chickasaw leader, Tishominko.

Continued on Page 6



Many chunky stones were ornate in design and often owned by family clans.



Fun and Games

Chunky is a fun game that requires much skill. Players line up holding 8-foot poles that are pointed on the end, similar to a javelin. A disc-shaped, polished stone is rolled down the field. Players throw their poles toward the stone as it comes to rest. The player whose pole is closest to the stone gains a point. An extra point is earned if the pole hits the stone.



In Indian Territory, the Chickasaws had to build new homes and communities. They built schools and churches, farms and businesses, cities and roadways. They even wrote their own constitution and created a government led by a governor to care for the Chickasaw people. That is why the Chickasaw Nation still has a governor to lead them today.

Many years have passed since then. In that time, the Chickasaws have had some really tough times, but they have had really great times too. They continue to be a nation of strong people who love family and community.



Today, Chickasaw Nation Governor Bill Anoatubby has an office in Ada, Oklahoma. From there, he cares for all the Chickasaw people, just like in the beginning. Many Chickasaws still live in Oklahoma, but many live across the United States and around the world.

One thing that connects all Chickasaws no matter where they live, is this story of overcoming hard things, sticking together and taking care of each other.

HOW DOES IT WORK?

THE CHICKASAW NATION GOVERNMENT



The Chickasaw Nation government works hard every day to make the best decisions for our people. It is a team of three groups, all with unique jobs, that help keep our tribe thriving.

The leaders of these groups are chosen by Chickasaw citizens who vote for who they believe can do the best job.

Once chosen, the leaders follow the rules of two very important documents, the **CONSTITUTION OF THE CHICKASAW NATION** and **THE CHICKASAW CODE**, to help make fair and smart decisions.

THE CONSTITUTION OF THE CHICKASAW NATION

is a set of rules that defines how the government works and the responsibilities of each department.

THE CHICKASAW CODE is a set of guidelines for Chickasaw Nation leaders and employees to help them be fair, make good decisions and serve the Chickasaw people well.



THREE DEPARTMENTS



LEGISLATIVE 13 LEGISLATORS

Suggest, discuss and vote on ideas to support Chickasaws and our communities

EXECUTIVE GOVERNOR LIEUTENANT GOVERNOR

Leads the Chickasaw people
Helps the Governor serve the Chickasaw people

JUDICIAL THREE SUPREME COURT JUSTICES

Make sure everyone is treated fairly by listening to both sides of complicated problems and votes on solutions



Q&A with Governor Anokatubby

1 WHO IS YOUR HERO AND WHY?

My mother. She was a strong and hardworking woman, who led by example, instilling in me and my five siblings the importance of family, responsibility and a positive mindset.

2 WHAT IS YOUR FAVORITE FOOD?

I really enjoy pashofa (pū-shoh-fah). It is a traditional Chickasaw food that is made of cracked corn and pork. Chickasaws have enjoyed pashofa for hundreds of years and still enjoy it today.

3 WHAT DID YOU WANT TO BE WHEN YOU GREW UP?

At first, a football coach. As I continued college, I became more familiar with business and accounting, so I decided to go in that direction.

4 WHAT IS IT LIKE BEING THE GOVERNOR OF THE CHICKASAW NATION?

I am grateful to be Governor of the Chickasaw Nation. I get to meet Chickasaws from around the world, and hear stories of how we have made a positive impact in their lives.

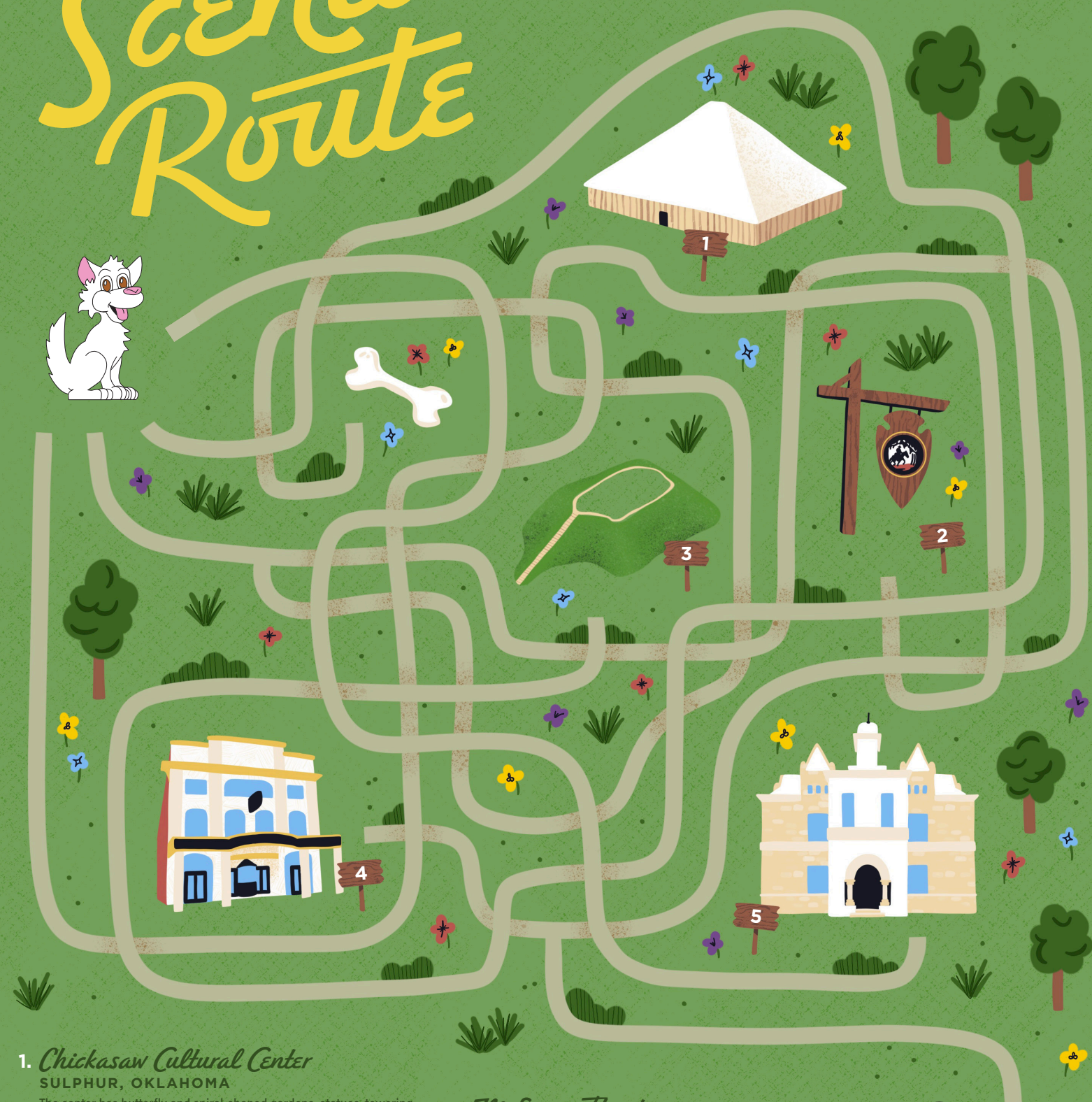
5 WHAT IS THE BEST PART ABOUT BEING GOVERNOR OF THE CHICKASAW NATION?

Seeing Chickasaw families thriving. Hearing our culture, language and traditions being shared with our young people. Knowing that our children will one day carry on the Chickasaw name and all that we value.



Scenic Route

Help Ofi' find his way back to Nashoba and Pakali!



1. Chickasaw Cultural Center SULPHUR, OKLAHOMA

The center has butterfly and spiral-shaped gardens, statues, towering bridges and Chickasaw summer and winter houses ready to explore.

2. Natchez Trace CHICKASAW HOMELAND

Located through parts of Mississippi, Alabama and Tennessee, the Natchez Trace was an important trade route.

3. Moundville Archaeological Park MOUNDVILLE, ALABAMA

Tribes constructed large, flat-topped mounds which they used for ceremonies, community gatherings and to elevate homes.

4. McSwain Theatre ADA, OKLAHOMA



The McSwain is a historic theater, originally built in 1920, that now hosts concerts, stage shows, movies and special events.

5. Chickasaw Capitol and Council House Museum TISHOMINGO, OKLAHOMA

Named after famed minko (leader) Tishominko, the town of Tishomingo is the capital of the Chickasaw Nation. It is home to the Chickasaw Capitol and Council House Museum.

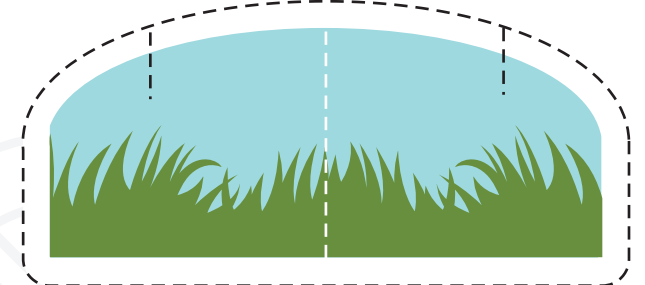
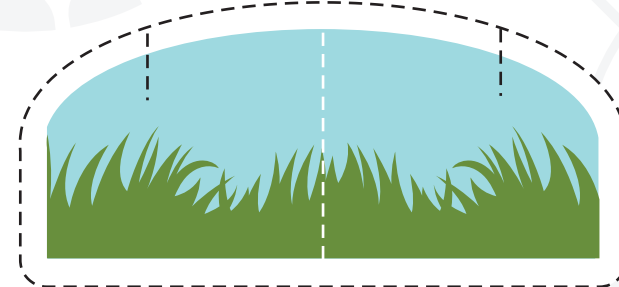
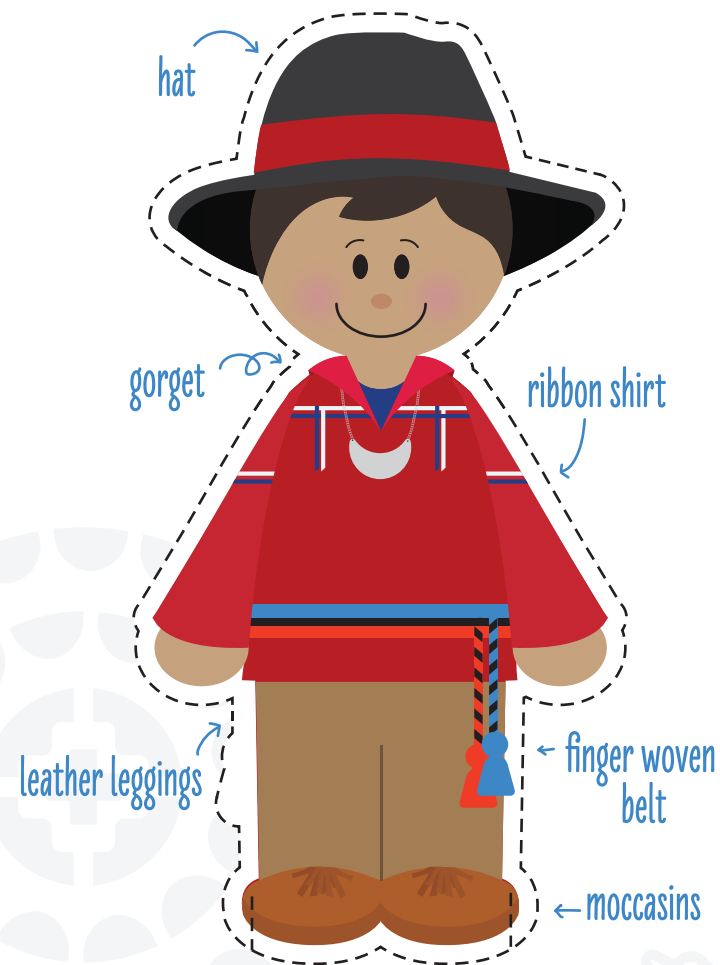


NASHOBA and PAKALI'



CHICKASAW Regalia

Regalia is traditional clothing and items worn during special ceremonies and gatherings.



CUT LINES
FOLD LINES

HELP SAVE THE Monarchs


With its beautiful black and orange markings, the monarch butterfly is easy to identify and fun to watch. They are known for their long journeys (**up to 3,000 miles!**) as they migrate looking for warm areas. Their migration path flies right through the Chickasaw Nation.

HATALHPOSHIK
(hah-tūlh-poh-shīk)
is the Chickasaw
word for butterfly



But these important pollinators are in trouble! Monarch caterpillars only eat milkweed plants, and adults sip nectar from flowers, but this type of food has almost disappeared.

That is why the Chickasaw Nation has decided to **HELP SAVE THE MONARCHS!** And you can too!



A team of pollinator heroes have built butterfly-friendly habitats with plenty of milkweed and wildflowers throughout the Chickasaw Nation. This is one way to help the Monarchs find more food.

YOU CAN BE A POLLINATOR HERO TOO:

- * Plant colorful flowers so butterflies can drink the nectar. Even a small flowerpot on a balcony can help.
- * Make a water station by putting small rocks in a shallow dish of water. Butterflies will land on the rocks to rest and take a drink.
- * Plant milkweed in your yard so caterpillars have a place to live and grow.
- * Start a butterfly club. Gather friends and family to learn about butterflies, go on nature walks and do fun crafts to support pollinators.



Caterpillar
(Hayoowani' Woksho')

DEFINITIONS

- * **Migrate:** To take a long trip to move from one place to another
- * **Pollinator:** An animal that helps move pollen from flower to flower, helping plants grow
- * **Caterpillar:** A fuzzy, worm-like creature that's the baby stage of a butterfly
- * **Habitat:** A plant, animal or insect's home



BUTTERFLY GARDEN

To learn more about the Chickasaw Nation's butterfly initiative, scan the QR code or visit ChickasawKids.com/Hayochi.

Your Own Art Show!

Here's your chance to show us your masterpiece!

Draw, sketch, paint or color your best butterfly art, send it to us and it may appear in a future issue.

Submit your artwork at ChickasawKids.com/Hayochi.



AMBITIOUS ARCHERS

Since they were 4 years old, twin sisters Isabella and Kyley Alexander have loved competing in cornstalk shoots.

"I am really nervous when I'm getting ready to shoot, but when I hit the target, I am happy and proud of myself."

- Isabella

"Our arrows have a long sharp tip. We get points for how many stalks our arrows go through."

- Kyley

In this traditional Chickasaw game, archers shoot arrows at a target made of cornstalks stacked into a thick wall.

The first person to shoot through 50 stalks wins. But there is a rule —no special equipment or modern bows are allowed. Archers must use flat bows handmade with traditional methods.

For Kyley and Isabella, cornstalk shoots are more than just a game. They are a fun way to connect with their Chickasaw heritage and spend time with family.



The girls learned the game from watching their older sister Hailey compete during Chickasaw events.

BOW-CRAFT

Make a simple bow and arrow from items found in your home!

GATHER YOUR SUPPLIES:



cutting mat
or board



craft
knife



scissors



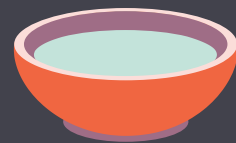
dental
floss



four cotton
swabs



craft
sticks




bowl of
water

Remember: Always have an adult close by when using knives and scissors.

STEP 1:

Lay your craft stick on the cutting board. With help from an adult, cut one notch near one end of the craft stick. Cut another notch parallel to the first one. Repeat this on the other end of the craft stick. You should have two notches near both ends of your craft stick.




STEP 2:

Place the craft stick in water for one hour. This allows the wood to become flexible.

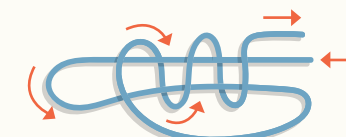


STEP 3:

Cut 12 inches of dental floss. Tie a **slip knot (1)** on one end of the floss. Secure the knot over one end of the craft stick, snugly fitting the floss into the notch. Wrap the floss around the notch **three times (2)** and tie a **square knot (3)** to secure.



SLIP KNOT (1)



(2)

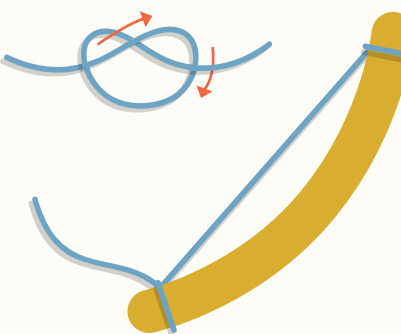
slide to tighten or loosen



STEP 4:

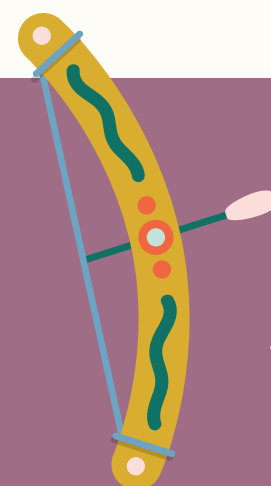

Gently bend the craft stick into a bow shape then tie the other end of the floss to the other end of the stick, settling the floss into the empty notch. Be sure to wrap it again three times around the notch. Let dry. You now have a bow!

SQUARE KNOT (3)



STEP 5:

Take the scissors and cut one end of the cotton swabs. Now you have arrows!



DECORATE YOUR BOW!

Use crayons or markers to create patterns and alternate colors.



Meet Lieutenant Governor Chris Anoatubby

The Lieutenant Governor of the Chickasaw Nation helps the Governor. They work together to make sure everything runs smoothly and everyone's needs are met. He helps plan for the Chickasaw Nation's future, making sure the Chickasaw people have good lives.

We asked, what was your favorite subject in school?

"My favorite subject in school was math. I loved to solve problems and find the right answers."

Why Opossum has a **BIG** Mouth

Long ago, when animals were able to speak to one another as humans do, there were two particular animals that were very good friends. Issi' (Deer) and Chakwihili' (Opossum).

They went everywhere together. You rarely saw them apart.

One day, as the two walked around, Issi' noticed that Chakwihili' was looking a little plumper than he was the day before, and Issi' couldn't figure out why. So Issi' asked him, "Why are you much plumper than me? I go everywhere you go, see everything you see and eat everything you eat. So why are you bigger than me?"

"Well, you see that hill over there?" said Chakwihili', pointing way in the distance.

"Yes," answered Issi'.

 **Deer**
(Issi')



"Well, I get on top of that hill, run as fast as I can down it and crash into the persimmon tree and make all the ripe persimmons fall off so that I can eat them. That is why I am bigger than you," said Chakwihili'.


Issi' thought about that, and the more he thought about those ripe persimmons, the better the idea sounded because he was hungry. So that's what Issi' did; he got on top of that hill, ran all the way down it as fast as he could and crashed into the persimmon tree.

He hit the tree so hard that all the ripe persimmons fell off, but it knocked Issi' out.


Chakwihili' was watching from a distance and saw what had happened to Issi' and found the whole situation funny. Chakwihili' started to laugh. He laughed so hard and so much that his mouth stretched out.

In the end, when Chakwihili' finally stopped laughing, he discovered that his mouth never went back to the size it was.

 **Opossum**
(Chakwihili')



Seek and Find



Snapshots of Royalty

Meet the Chickasaw Princesses, young women who promote respect and understanding, share our culture with others and model Chickasaw values.



Chickasaw Princess Cheyanne Arkansas | 23

Cheyenne has always been excited about Chickasaw culture. While growing up, she spent a lot of time learning in cultural and community programs.

Cheyenne's favorite thing to do during summer is "hang out with my family at the river. We have our own secret spot where we cookout and have campfires."

The unconquered and unconquerable Chickasaw people are proud and strong. Cheyanne said being the 2025 Chickasaw Princess makes her proud.

"It takes a lot of work to be princess. I had to learn a lot of things and build confidence, which makes me shine brighter for the Chickasaw people."



Scan to find out more!



Chickasaw Junior Princess Channa Greenwood | 14

Channa Taloa Chokmasi Greenwood is in eighth grade and volunteers with a dog walking program in her spare time.

When asked what it means to be a great friend, Channa thinks, "It means being there and listening. My friends let me talk, then give me good advice."

Chickasaw Princesses are learners. Channa is involved in her school's Chickasaw Language Program.

"I want to learn how to speak Chickasaw fluently. I know some words, but I would like to carry on a conversation."

Little Miss Chickasaw Eliorah Wright | 8

Eliorah has siblings and a lot of pets, including guinea pigs and a frog.

We asked what her dream pet would be! "I would have a dragon. Actually, I would have a dinosaur!"

Eliorah loves to bring cheer to her fellow princesses, frequently teasing and retelling stories that make them laugh.

"I am really good at singing, but I am scared to sing in front of a whole bunch of people. I just make up my own songs."



Did You Know?

Dresses worn by Chickasaw Princesses are handmade and tailored to fit each young woman.



Each year, contestants compete in the Chickasaw Princess Pageant. Winners are selected based on personality, gracefulness and talents. Once selected, the princesses travel the country visiting a variety of First American events, learning about other tribes and representing the Chickasaw Nation.

BET ON YOURSELF!

A belief that took Chickasaw Tyler Gillum from small town diamonds to big time dreams.

T Tyler Gillum knows firsthand that success isn't just about talent – it's about grit, belief and hard work.

The Chickasaw citizen and head coach of the Savannah Bananas independent professional baseball team built his career by taking risks, trusting himself and pushing forward even when things got hard. Now, he inspires young athletes to do the same with his message to “Bet on Yourself” in life.

Tyler grew up in the small town of Latta, Oklahoma, where his love for baseball took root. His high school coach taught him success is not just about talent, but also about showing up, doing the right things and



Tyler's first season with the Bananas was 2018 when he was hired as head coach.

"You don't have to be the strongest, fastest or smartest. If you work harder than everyone else and believe in yourself, you can succeed."





Tyler has always had a passion for playing baseball and decided in high school that he wanted to become a coach.

pushing yourself to be better each day. Tyler took that lesson to heart.

He worked tirelessly to improve on and off the baseball field. He exercised often, ate healthy foods and strived to be a great leader for his teammates. His dedication gave him the opportunity to play ball in college.

“You don’t have to be the strongest, fastest or smartest,” Tyler said. “If you work harder than everyone else and believe in yourself, you can succeed.”

Now, Tyler is the head coach of the Savannah Bananas, a baseball team based out of Savannah, Georgia. The team brings fun and excitement to the game of baseball with its unique style called “Banana Ball.”

“In Banana Ball, we work on more than just baseball,” Tyler said. “We work on entertainment, trick plays and even group dances. It’s unlike anything else in the game.”

Tyler’s “Bet on Yourself” message took flight in 2023. He said he wanted to positively impact kids by



proving anyone can achieve great things with hard work and self-trust, regardless of the obstacles they may face.

As a young athlete, Tyler had many hurdles of his own. People tried to persuade him to pick different colleges or follow an easier career path, one without baseball. Tyler chose to do what felt right for him. He bet on himself, and that bet paid off.

Tyler’s “Bet on Yourself” message encourages young athletes to do the same. In 2023, he created T-shirts

with the slogan. The money he raised from these shirts was used to create custom “Bet on Yourself” ball gloves, which he gifts to girls and boys across the country who have overcome difficulty and continued to believe in themselves.

Though the gloves can be used on the diamond, Tyler said they represent something greater than baseball.


“Bet on yourself, believe in your dreams even when others doubt you and keep pushing forward,” Tyler said.

What is your dream? More importantly, are you ready to bet on yourself?



Double Take

See if you can spot the differences between the two pictures.



 **Baseball**
(To'li' kallo')



Buggy Treats

1. **Fill** celery stalks with peanut butter or cream cheese.

2. **Place** a fruit slice vertical on the celery stalks to make a **snail** or place several smaller pieces of fruit on the stalk to make a **caterpillar**.

Ingredients

- Celery stalks, trimmed
- Peanut butter or cream cheese, reduced fat
- Snails: Apple, pear, orange, cucumber, zucchini, kiwi slices
- Caterpillars: Grapes, blueberries, raspberries
- Almond slices
- Raisins or dried cranberries
- Mini marshmallows

*Nutrition information varies depending on amounts and ingredients used.

3. **Cut** the marshmallows into four pieces.

4. **Use** the sticky side of marshmallow to stick it on the critter. **Place** almonds or dried fruit into the marshmallow to make eyes.



Scan QR code or visit ChickasawKids.com/Hayochi for more information on kid-friendly recipes, healthy eating habits and cooking techniques.

yum!

WILDLIFE HEROES



Imagine a superhero for animals and nature – that's a Chickasaw Nation Ranger! They work every day to protect the wildlife, natural areas and cultural sites within the Chickasaw Nation. Their job is to make sure everyone, including the animals, stays safe and happy.

1) How can I become a ranger?

You can go to school to be a ranger! Then, it takes a lot of experience on the job. It also really helps if you like animals and the outdoors.



3) What tools do you use?

A big part of our job is wildlife management, so we keep catch poles, traps and holding cages so we can relocate animals to safe areas. We also keep first aid, medical and firefighting equipment in our vehicle.

4) What should I know about Chickasaw Nation Rangers?

We are here to help! We like to let people know about animals and plants in our area and how to respect nature. Our goal is to keep everyone safe.

2) What types of wildlife do you see?



In Oklahoma, we see snakes, raccoons, skunks, bats, birds, armadillos and opossums. We also see larger animals like deer, fox and wild hogs.

5) How can I take care of the animals and nature where I live?

Learn as much as you can about the environment around you. Volunteer to help clean your community. Enjoy the outdoors by being safe and responsible.


The Chickasaw Nation Rangers are part of the Chickasaw Nation Fish & Wildlife Service.

COLOR
AND
SEND!

Pakali' and Nashoba love to play stickball!

Color this picture of Pakali' and Nashoba and share your artwork with us at ChickasawKids.com/Hayochi





Squirrel
"Fani"

The little squirrel climbs high

Gathering nuts to eat.

Running and jumping he likes to fly,

Saving nuts for a special treat.

Danica, 9 • Ada, Oklahoma

Clan Animal

Unscramble the letters to reveal
Chickasaw clan animals

SCRAMBLE

OFX F O X

Chola'

ACORNO _ _ _ _ _

Shawi'

RDIB _ _ _ _ _

Foshi'

RLIATGLAO _ _ _ _ _

Acho'chaba'

EDRE _ _ _ _ _

Issi'

TANRPHE _ _ _ _ _

Kowishto'

CWTAIDL _ _ _ _ _

Kowimihla'

IHFS _ _ _ _ _

Nani'

USKKN _ _ _ _ _

Koni'

What's a clan?

A clan is a big, extended family. Each clan had special responsibilities in the tribe, and were named for those duties.

Animals were often used for clan names because the family displayed traits of that animal.



36%

Which
would you
rather be?

64%

A butterfly so
I could fly!

Harley • Age 8

We
want
to hear
from
you!

EMAIL us at
Hayochi@Chickasaw.net

Or UPLOAD your artwork or photos
at ChickasawKids.com/Hayochi



I would be a
caterpillar because I
would just turn into
a butterfly and get
to be both.


Hudson • Age 7

A butterfly
because they
are so so
so pretty!


Cora • Age 6

Answers


Inside Cover
Rancher Roundup



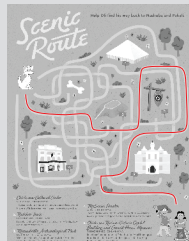
Page 21
Seek and Find




Page 28
Double Take



Page 9
Scenic Route Maze



Back Cover
White Dogs



Page 35
Clan Animal Scramble



Hayochi Children's Magazine

Summer 2025 • Issue No. 1

Published by the Chickasaw Nation
Bill Anoatubby, Governor

Editor in Chief: Robyn Elliott

Executive Editors: Andrea Horner,
Jonathan Moffat, Karissa Pickett,
Nicole Schultz

Design Director: Jennifer Matthews

Editorial Director: Kerri McDonald

Design Editor: Corey Feters

Copy Editors: Jennifer Jones,
Stacy Whelchel

Designers: Emily Cherry, Dylan
Kelly, Marisol Tracy

Writers: Josh Caldwell, Ashlee
Day, Krystal Russell, Troy Stanberry,
Kyle Wittman, Cody Wright,
Dalee Weston

Photographers: Kentaa Adamson,
Marcy Gray, Savannah Lutrell,
Mike McKee, Cameron Miller,
Michael Scott

Special Contributors: Chickasaw
Nation Division of Nutrition
Services, Lorie Carmichael

Project Management: Joy Moon,
Justin Isaacs, Dembri Weeks

Webmaster: Chickasaw Nation
Division of Digital, Design and
Development

Editorial Office
Chickasaw Hayochi
PO Box 1548 • Ada, OK 74821
ChickasawKids.com/Hayochi
Hayochi@Chickasaw.net

Do you like to
make people
laugh?
Tell us a joke!

Share your funniest funnies at:
ChickasawKids.com/Hayochi



Why did the chicken
cross the road?

BUUNCAUSE!

BAYLOR • AGE 11

What did the
coconut say to the
other coconut?

You are coco-nuts

JUDE • AGE 7

Why couldn't the
computer get to school?

Because it had a hard drive!

DYLAN • AGE 11

Why don't skeletons
fight each other?

Because they don't
have the guts!

CREED • AGE 9



This summer
I want to...

Go to
California
Micco • Age 10

Hang out with
friends and go to
the beach.

Chandler • Age 11

I want to swim
all the time!

Hani • Age 9


Go to the river and
set trotlines.

Quaid • Age 12

Handiwork!

Did you have your hands in the
hands on activities? If so, share
a pic with your Regalia Kids, Bow
Craft or Buggy Treats. We would
love to see your creations!

Have your parent help
you upload your pics at
ChickasawKids.com/Hayochi



**Can you find the
four white dogs?**



**Ofi' Tohbi' (white dog) represents
strength, courage, loyalty and
friendship, and is an important part
of Chickasaw culture.**



© 2025 The Chickasaw Nation

Bill Anoatubby, Governor

The great "unconquered and unconquerable"
Chickasaw Nation. Unauthorized reproduction is a
violation of applicable laws. Printed in the U.S.A.