







How to Draw Animal Scales & Tails

Hey kids! You can find patterns on reptiles and fish that you see at an aquarium or zoo then compare them to alphabet letters and draw the creature's textured "skin"!

HERE'S WHAT YOU'LL NEED

-  Fine line markers
-  Construction paper
-  Non-toxic glue stick
-  Blunt-tip scissors



INSTRUCTIONS

With your family and friends, look at reptiles, fish, birds, snakes, and other animals at a zoo or aquarium. Talk about skin textures and patterns. Fish scales sometimes look like the letter C, and snakeskin looks like repeated patterns of the letter V. What do you think it would feel like to touch each animal?

STEP 1

Use fine line markers to outline an animal. Divide the animal's skin covering into areas with lines. Fill each area with repeated patterns of a letter of the alphabet in several colors. Design each area with a different color or texture.

STEP 2

If you like, cut out the completed animal with scissors and glue onto contrasting construction paper with a non-toxic glue stick.



SAFETY GUIDELINES

1. Safety guidelines recommend this art project as suitable for children ages 4 years and older. Close adult supervision is required to ensure children's safety.
2. ATTENTION: The cutting edges of scissors are sharp and care should be taken whenever cutting or handling. Adult supervision is recommended with all children.



PARENTS & EDUCATORS

This activity is a top draw for field trips to zoos or aquariums. Children see live animals and record their observations right away.

Review the terms below:

Texture – how things feel or look as though they feel

Pattern – a design, model or plan used in creating things



INTERESTING INFO

Fish scales protect the skin underneath from being scratched or cut. Biologists can tell how old a fish is by looking closely at its scales under a microscope.

Thank you for participating! We hope you enjoyed making your Animal Scales & Tails as much as we did! For more games and activities, please come and visit the [Chickasaw Kids website](#) anytime!

